

UVHS Learning Through Enrichment



Creature Creation

Step 1: Draw a random selection of geometric shapes



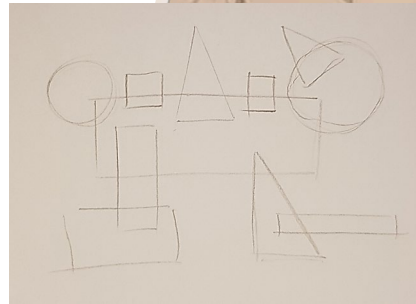
Step 2: Pick out a group of shapes that remind you of an animal or just a selection that you like.

Step 3: Neaten the shapes to create your cartoon style creature/animal

Step 4: Add some colour and an outline to make your new creature/ animal stand out

Step 5: Give your creation a name! It could be the name of a new breed of animal or you might just want to call them Kevin. Its up to you 😊

Top Tip: Swap pages with some one after Step 1, this way you have to create a creature from someone else's shape selection .



Recommended by: *Miss Dixon*



Don't forget to share your progress on Teams 😊