



# GCSE Preparation Evening





# Important Dates

<b>Friday 17<sup>th</sup> January</b>	Closing date for UVHS 6 <sup>th</sup> Form Applications
<b>27<sup>th</sup> - 31<sup>st</sup> January</b>	Practice Exams – all week
<b>Wednesday 27<sup>th</sup> March</b>	Y11 Reports
<b>Monday 22<sup>nd</sup> June</b>	UVHS 6 <sup>th</sup> Form Induction Day
<b>Wednesday 24<sup>th</sup> June</b>	Leavers' Celebration and Prom
<b>Thursday 22<sup>nd</sup> August</b>	GCSE Results Day





# A Partnership



Best results are always achieved when a partnership is formed between student, family and school. Your support is fundamental to success.



# How can you make a difference?



The good news is:

You don't need to be an expert in any of the subjects your child studies. Nor do you need to give up your life and other responsibilities. You just need to know how best to spend the time you do have available.



# What can parents do?

- Be informed; ask questions
- Assist with planning and organization – use the school website for exam timetables etc.
- Aid revision planning
- Get/keep them on track
- Offer moral support and encouragement
- Keep the motivation up
- Be flexible – use the 80/20 rule
- Test and check
- Provide healthy snacks
- Get them into school every day







Exam leave – a common myth: it no longer exists.

**There will be no exam leave!**

Pupils are expected to be in school every day before and during the actual GCSE exams.

The final GCSE exam is 18<sup>th</sup> June.

(contingency in case of a national emergency –  
24<sup>th</sup> June)



Make spider diagrams

Tell someone what they have learnt

**Students might...**

Ask parents & friends to test them

Make posters and stick them up around their room

Make topic-based PowerPoints

Make mind-maps

Record themselves saying key points & play them back

Highlight key point in notes or books

Use pictures to associate with keywords



# Everyday Reviewing 100+



**ways to treat your  
memory like a muscle  
and make it stronger**





# 100+ ways...

1. 1 minute start
2. Say it aloud
3. Write it down
4. LCWC
5. Hands Down
6. Body
7. Split page
8. Table notes

The full list  
and  
examples  
are on the  
school  
web-site.





# JCQ REGULATIONS

Please read and discuss the JCQ Candidate Regulations with your son/daughter. These can be found on the school website under “exams”.



Failure to adhere to their regulations will compromise the integrity and security of the examination/assessment system and could result in either a loss of marks or complete disqualification.






# JCQ REGULATIONS

JCQ state that pupils are no longer able to wear wrist watches in exams

Pupils will be asked to remove them and place them on their exam desk in full view of the invigilators.



Exam results (and ultimately certificates) belong to the student – it is their academic record – therefore any requests for exam scripts or marking reviews after results day must come directly from the student. This is a JCQ regulation.





# REMEMBER

**“Procrastination is the thief of time”**





“Our greatest  
weakness lies  
in giving up.  
The most certain  
way to succeed  
is always to  
try just one  
more time.”

Thomas A. Edison



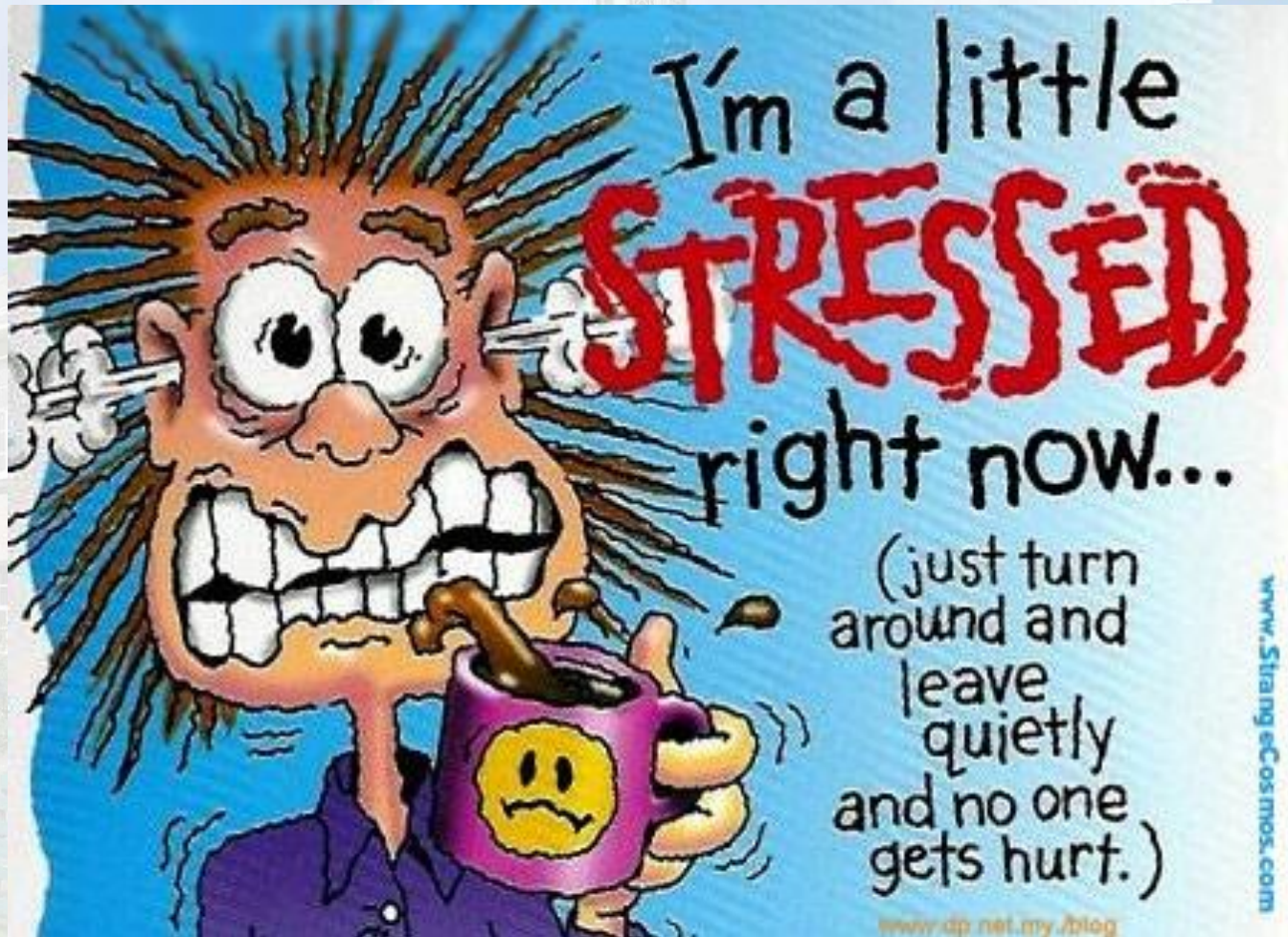
“THERE'S  
NO ELEVATOR  
TO SUCCESS.  
YOU HAVE  
TO TAKE  
THE STAIRS.”

Author Unknown





# Coping with stress



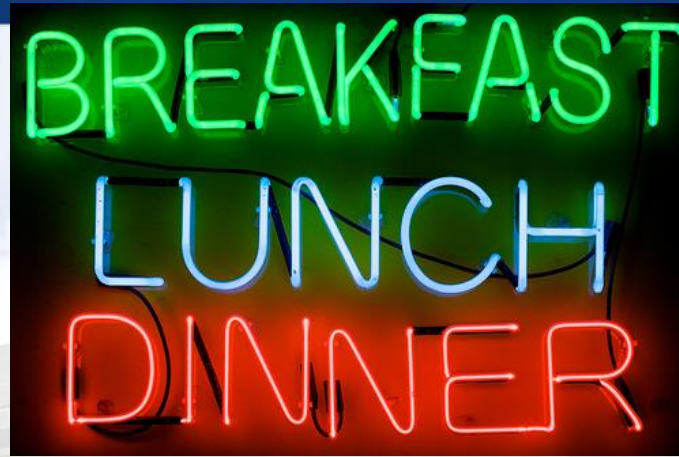


Most people don't have exam anxiety. Instead, they're experiencing the normal stress response to writing an exam. It is a signal that they need to develop solutions in order to succeed at that task.





## Coping with stress



Help your child to:

- choose healthy food and drinks
- get enough sleep
- take regular exercise
- make time for fun
- get organised for learning





# Pupil support in school KS4 Intervention



Students have access to a range of support within school which they and you can access:

- learning mentors
- form tutors
- pastoral leader – Mrs Hayton
- the Engagement Centre
- staff mentors
- subject teachers





# Sources of support for pupils

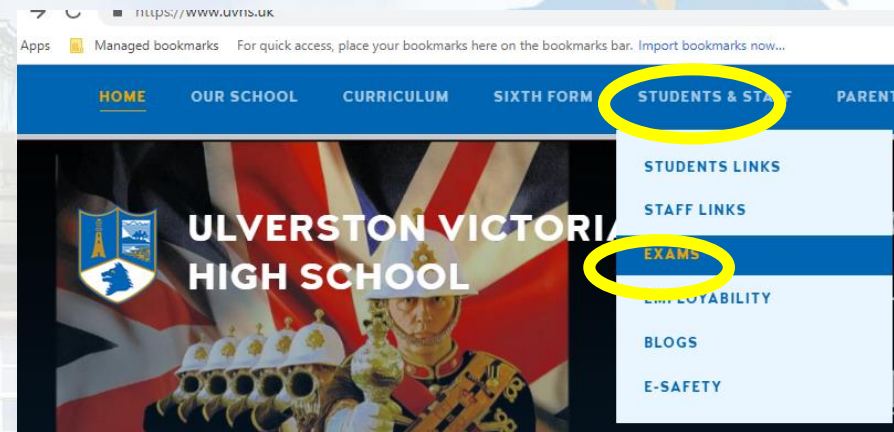
- Lessons
- Catch-up sessions
- Achievement boosters
- Revision sessions
- Equipment – school office
- Revision and exam-ready sessions





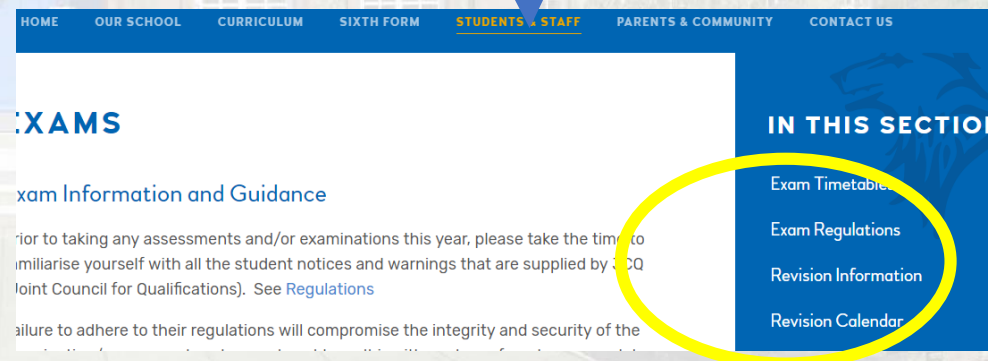
# Support for Parents

- UVHS website – revision calendar:



## *STUDENTS & STAFF: EXAMS*

- Communication – texts and emails
- Useful websites





# Top 10 revision tips for students

- Start early – don't keep putting it off
- Find the right place to revise
- Try different revision techniques
- Take short breaks
- Eat healthily
- Take regular exercise
- Get enough sleep
- Use revision guides
- Don't just read your notes: write things down
- Do lots of practice papers



Tag-Pictures.com



WHICH STEP HAVE YOU REACHED TODAY?







# GCSE English Language & Literature



Head of Department:  
Mike Martin





Two separate GCSEs leading to two separate GCSE grades.

Four exam papers: two for Language and two for Literature.

No coursework/controlled assessment.

An additional speaking/presenting grade (awarded as P, M or D) which students should have completed towards the end of Year 10.





# English Language Paper 1 – 50% of GCSE

*1 hour 45 minutes*

## **Section A**

Reading 20<sup>th</sup> or 21<sup>st</sup> Century fiction –  
one extract. (40)

## **Section B**

One piece of descriptive or narrative writing. (40)

## **Section A**

Q1. Read lines 1-7. List four things about... (4)

Q2. Read lines 8-17. How does the writer use language to describe the effects of...? (8)

Q3. Refer to whole source. How is it structured to interest the reader? (8)

Q4. Read the second half of the source. A comment about the source is offered: students must evaluate the comment (To what extent do you agree...?) (20)

## **Section B**

Q5. Writing task based on visual stimulus. Two options: descriptive or narrative; descriptive or descriptive; narrative or narrative. (24+16)



## English Language Paper 2 – 50% of GCSE

*1 hour 45 minutes*

### Section A

Reading one NF **and** one LNF text (19<sup>th</sup> century, plus 20<sup>th</sup> **or** 21<sup>st</sup> Century). (40)

### Section B

One piece of writing to express a viewpoint. (40)

### Section A

Q1. One source. Choose four statements that are true from eight provided. (4)

Q2. Both sources. Write a summary of differences (of two people, for example). (8)

Q3. One source. How does the writer use language to... (12)

Q4. Both sources. Compare **how** two writers convey **attitudes** towards/experience of/feelings about.. (16)

### Section B

Q6. A commissions piece ('speech, letter or article') based on **Section A** material and a prompt. (24+16)



## English Literature Paper 1 – 40% of GCSE

*1 hour 45 minutes (closed book)*

### Section A

Shakespeare

*Macbeth, Romeo and Juliet or Julius Caesar. (30 + 4)*

### Section B

19<sup>th</sup> Century novel

*The Sign of the Cross or Strange Case of Dr. Jekyll & Mr. Hyde.*

One question based on extract *and* the whole novel. (30)





## English Literature Paper 2 – 60% of GCSE

*2 hours 15 minutes (closed book)*

### Section A

Theme based question (writer's ideas plus the way text is written) based on modern drama/prose .

*An Inspector Calls or Lord of the Flies. (30 + 4)*

### Section B


Named/provided cluster poem compared with cluster poem of choice. (30)

### Section C

Two part response: unseen poem, then a comparison with another unseen poem. (24 +8)



# GCSE English Language



PAPER 1: Literary FICTION – 02/06/20		PAPER 2: Literary NON-FICTION – 05/06/20	
Section A	Section B	Section A	Section B
READING	WRITING	READING	WRITING
Unseen Text: 19th-21st Century	Creative fiction	Unseen Texts: 19th-21st Century	Viewpoints (argue, persuade, explain, advise)
40 marks (25%)	40 marks (25%)	40 marks (25%)	40 marks (25%)
4 questions: analysis of previously unseen extract	1 fiction writing task: content and organisation (24); technical accuracy (16)	4 questions based on two unseen extracts: analysis and comparison skills	1 non-fiction writing task: content and organisation (24); technical accuracy (16)
Preparing for success: <b><u>INDEPENDENT</u></b> weekly study		FICTION: the scope of the unseen text is very wide. You can prepare by reading frequently and reading <i>well</i> - a variety of genres, eras, and writing styles. We will happily provide you with a list of suggestions.	
		NON-FICTION: make reading <b>good quality national</b> newspapers (e.g. The Guardian, The Times), or magazines such as National Geographic, part of your routine.	
		Take steps, through good quality reading and use of dictionaries and thesauruses, to improve your vocabulary. If you struggle with the meanings of words in your exams, you cannot look them up.	



# GCSE English Literature

PAPER 1 EXAM: 13/05/20		PAPER 2 EXAM: 21/05/20		
Section A	Section B	Section A	Section B	Section C
Shakespeare	19th Century Novel	Modern Prose or Drama	Poetry (anthology)	Poetry (unseen)
Studied in class	Studied in class	Studied in class	Studied in class	Practised in class
30 + 4 marks [SPAG] (21.3%)	30 marks (18.7%)	30 + 4 marks [SPAG] (21.3%)	30 marks (18.7%)	32 marks (20%)
One question: extract-based; character/theme	One question: extract-based; character/theme	One question from choice of two: character/theme	One question comparison: named poem and one other	Two questions: analysis (24) plus comparison (8)
<b>Preparing for success:</b> <b><u>INDEPENDENT</u></b> <b>weekly study</b>	These are <b>ALL</b> 'closed-book' exams - you cannot take a copy of the texts in with you, even an unannotated one. Your success will be greatly affected by your familiarity with the texts. Knowing the story will not be enough – you need to have a selection of key quotations in your memory. Use any available time to memories quotations, and plan how you would respond to a question about a particular character or theme.			







# GCSE Mathematics Revision



18 weeks to go...



Equipment!



£2.50



£8.50





The exam format is:-

3 papers on different days

Each 1.5 hours long (80 marks)

Paper 1 non calculator

Papers 2 & 3 calculator allowed.



# How can I help my child revise Maths?



Even though I am not confident with Maths myself?



Fear not!.....We have the  
perfect help for you.....  
But your child will need  
access to the internet





# Mathswatch



[www.mathswatch.co.uk](http://www.mathswatch.co.uk)

Login: [joe.blogs@uvhs](mailto:joe.blogs@uvhs)

Password: ulverston



MathsWatch



# Mathswatch



Every topic covered with short videos to remind and revise the main topics *plus* practice questions with answers.



MathsWatch



MathsWatch

Clip 136 Rearranging Simple Formulae

Click to play

Qualification

Tier

Grade

Topic

Search

Choose Clip (28)

Clip	Title
131	Index Notation
132	Introduction to Bounds
133	Midpoint of a Line on a Graph
134a	Expanding and Simplifying - Single Set of Brackets
134b	Expanding and Simplifying - Double Set of Brackets
135a	Solving Equations - Balancing
135b	Solving Equations - Float & Ping
136	Rearranging Simple Formulae
137	Forming Formulae and Equations





# MathsWatch

## Clip 208 Perpendicular Lines

Click to play

Qualification

GCSE



Tier

Higher

Grade

8 - 9

Topic

All

Search

Choose Clip (21)

Clip	Title
206	Upper and Lower Bounds
207a	Introduction to Surds
207b	Surd Expressions
207c	Surds - Rationalising the Denominator
208	Perpendicular Lines
209a	Completing the Square - Basics
209b	Completing the Square - Solving
209c	Completing the Square - Sketching
210a	Algebraic Fractions - Simplifying



## Question

Grade 1 type question  
(Foundation only)  
equivalent to a grade  
G



Question

**Grade 3 Question**  
**( equivalent to a grade E**  
**Foundation Tier only)**





## Grade 5 Question

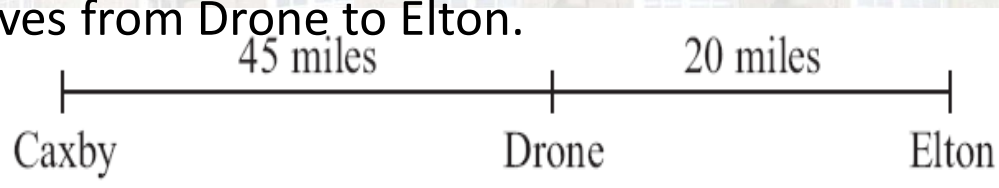
**( Grade C on both Foundation and Higher)**

The distance from Caxby to Drone is 45 miles.

The distance from Drone to Elton is 20 miles.

Colin drives from Caxby to Drone.

Then he drives from Drone to Elton.



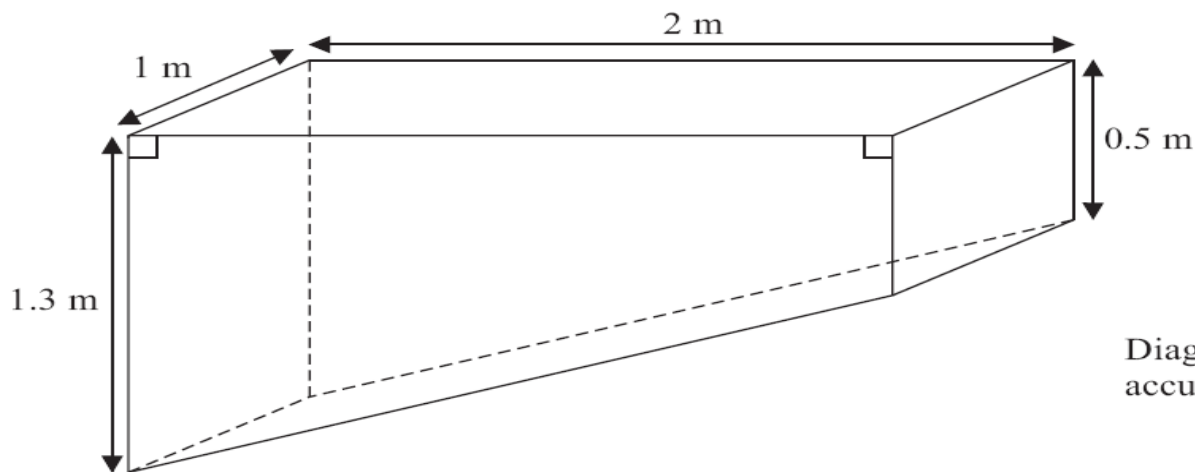
Colin drives from Caxby to Drone at an average speed of 30 mph.

He drives from Drone to Elton at an average speed of 40 mph.

Work out Colin's average speed for the whole journey from Caxby to Elton.

..... mph

**Grade 7 Question ( Grade A Higher Paper only)**



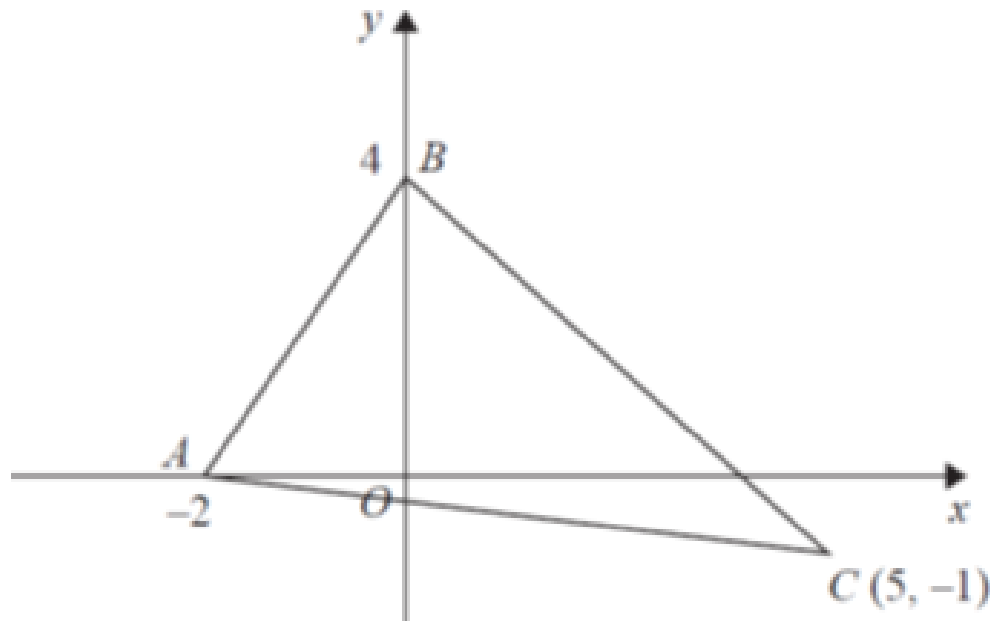
The pond is completely full of water.  
Sumeet wants to empty the pond so he can clean it.  
Sumeet uses a pump to empty the pond.  
The volume of water in the pond decreases at a constant rate.  
The level of the water in the pond goes down by 20 cm in the first 30 minutes.  
Work out how much more time Sumeet has to wait for the pump to empty the pond completely.

.....

**(Total 6 marks)**



Grade 9 Question ( Grade A\* Higher paper only)



Find an equation of the line that passes through  $C$  and is perpendicular to  $AB$ .





In lessons we will be.....

Revising topics

Using practice exam papers

Getting exam technique  
right

Gaining in confidence!





# GCSE Maths

HIGHER TIER



## Chequered Flag Check-List



Name: .....

My Target Grade:





From now on its all about  
working hard to reach their  
target grade

20 mins a day!





# Finally...

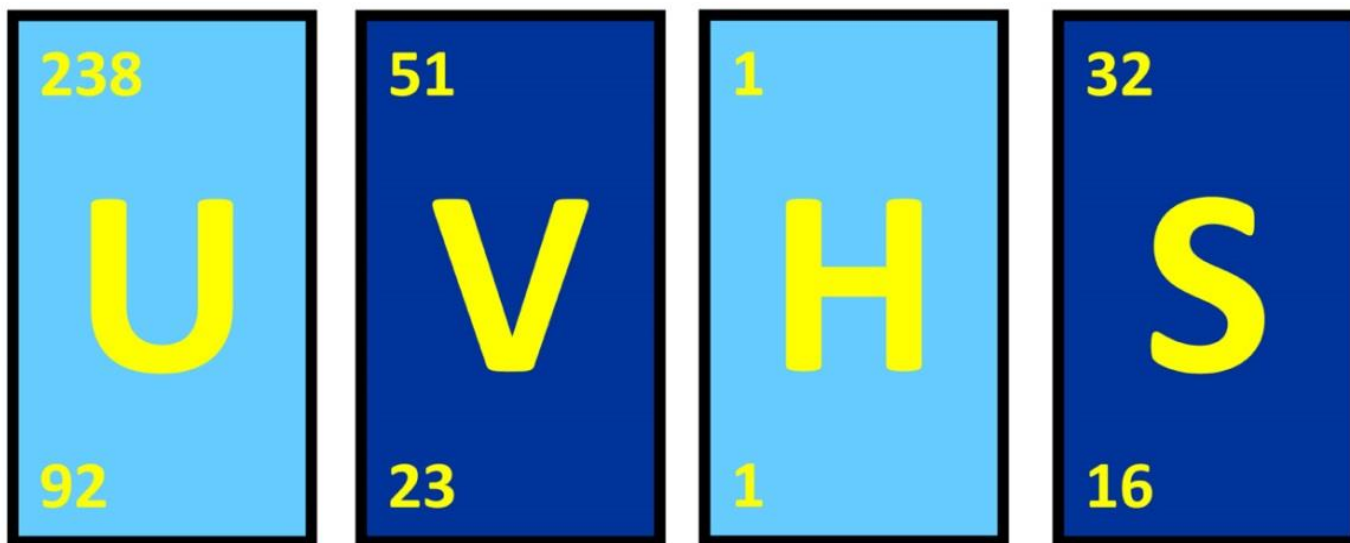


If you don't like revising, you're not doing it right!

Symptom	Cure
You lose concentration	Work in short chunks. Start with 10 minute slots and work up to longer spells.
You find it boring to read through notes	Don't just read notes!! The only way to revise maths is to <b>do</b> maths! Practise answering questions. Be active!
You think it isn't working anyway!	Test yourself all the time! Quizzes are fun and you'll see how much progress you are making each day.
You think that exam questions make no sense	The more you practise them, the more sense they'll make. Use <u>MethodMaths</u> where you can get instant feedback.
You would rather be doing something else	Man up! This is character-building! It will be worth it in the end. Plan to reward yourself by doing something you enjoy <b>when you've earned it</b> by working hard!

Exam Technique  
Hints & Tips!





# Science Department





# Science GCSE routes

## 2 GCSEs

- Combined Science GCSEs
- Grades eg. 9-9 9-8 8-8  
.....1-1
- Classes 11AG, AL, AC, AR, BR, BO, BE.

## 3 GCSEs

- Separate Science GCSEs: Biology, Chemistry, Physics
- One grade 9, 8,7,6.....1 for each GCSE
- Classes 11AU, BA



# Separate Science Classes 11Au, Ba (6 EXAMS IN TOTAL, all 1 hour 45 min each)

## Biology GCSE (8461)

**Paper 1:**  
**Tuesday 12<sup>th</sup> May**

**Paper 2:**  
**Friday 1st June**

## Chemistry GCSE (8462)

**Paper 1:**  
**Thursday 14<sup>th</sup> May**

**Paper 2: Wednesday**  
**10<sup>th</sup> June**

## Physics GCSE (8463)

**Paper 1:**  
**Wednesday 20<sup>th</sup> May**

**Paper 2:**  
**Friday 12<sup>th</sup> June**

- Each exam is worth 50% of the GCSE
- No coursework element



**Classes: 11AG, AL, AC, AR, BR, BO, BE.  
(6 EXAMS IN TOTAL)**



## **Combined science 8464**

### **Paper 1**

**Biology:** Tuesday 12<sup>th</sup> May

**Chemistry:** Thursday 14<sup>th</sup>  
May

**Physics:** Wednesday 20<sup>th</sup>  
May

### **Paper 2 :**

**Biology:** Friday 1<sup>st</sup> June

**Chemistry:** Wednesday 10<sup>th</sup>  
June

**Physics:** Friday 12<sup>th</sup> June

**Exams are 1 hour 15 mins long, 70 marks**

**Each exam is worth 17% of the Combined Science GCSE**

**No coursework**





# Tier entry

Discussions take  
place this term

Mock exams Jan

Higher tier: 9-9, 9-8, 8-8.....4-4.

Foundation tier: 5-5, 5-4, 4-4.....1-1.



Knowledge and  
Understanding

Working  
scientifically

Science

Required  
practicals  
Combined Sci =  
21  
Sep Sci = 28

Maths skills



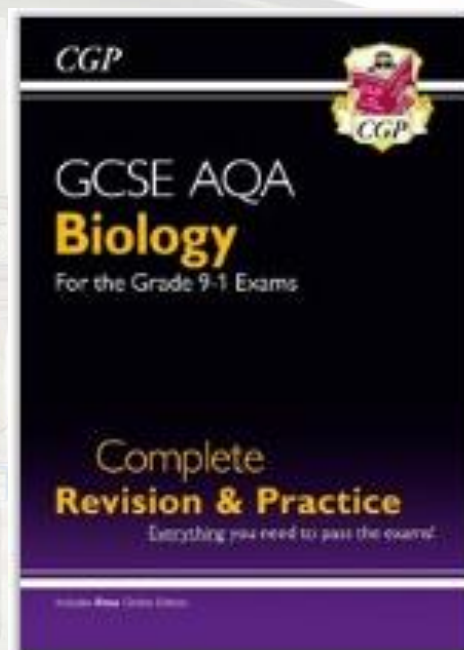
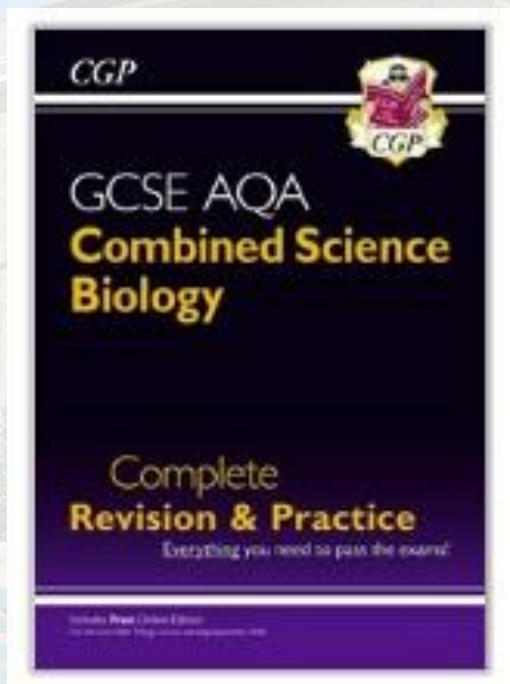

# What science resources are available for revision?







# Revision guides





# EzyEducation: EzyScience online learning tool

<https://www.ezyeducation.co.uk/ezyscience.html>





# Students can access any of the resources as many times that they want!!

Q1

Identify whether each organism has eukaryotic or prokaryotic cells.



*E. coli* bacteria



Giraffe



Tomato plant





# Specification links

**Specification links for every science GCSE:**

**Combined Science GCSE Trilogy (8464):**

**<http://filestore.aqa.org.uk/resources/science/specifications/AQA-8464-SP-2016.PDF>**

**Separate science**

**Biology GCSE (4401): <http://filestore.aqa.org.uk/subjects/AQA-BIOL-W-SP-14.PDF>**

**Chemistry GCSE (4402): <http://filestore.aqa.org.uk/subjects/AQA-4402-W-SP-14.PDF>**

**Physics GCSE (4403): <http://filestore.aqa.org.uk/subjects/AQA-PHYS-W-SP-14.PDF>**



# Websites and links

- Use paper versions of **exam papers** as issued by your teacher or down load them from:

<http://www.aqa.org.uk/exams-administration/exams-guidance/find-past-papers-and-mark-schemes>

- BBC GCSE Bitesize



# All GCSE subjects



Architecture



Art and Design



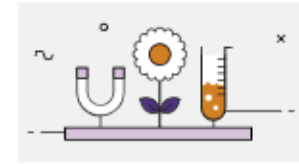
Biology (Single Science)



Business



Chemistry (Single Science)



Combined Science

<https://www.bbc.com/bitesize/subjects/zp266yc>







**KEEP  
CALM  
AND  
DO SOME  
REVISION**